

# BRCS070N03DSC

Rev.A Jul.-2023

DATA SHEET

## 描述 / Descriptions

SOP-8 塑封封装双 N 沟道 MOS 场效应管。

Double N-CHANNEL MOSFET in a SOP-8 Plastic Package.

## 特征 / Features

$V_{DS}(V)=30V$   $I_D=16.5A$

$R_{DS(ON)}@10V<7m\Omega$ (Typ. 6.3mR)

$R_{DS(ON)}@4.5V<12m\Omega$ (Typ. 9.5mR)

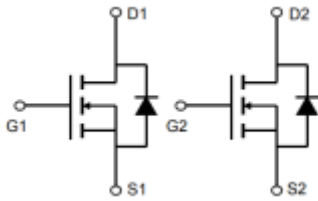
无卤产品。Halogen-free Product.

## 用途 / Applications

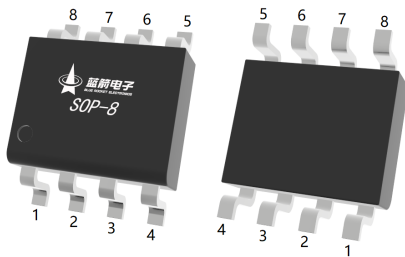
用于 MB/NB/UMPC/VGA 的高频负载点同步降压转换器,联网 DC-DC 电力系统,负荷开关。

High Frequency Point-of-Load Synchronous Buck Converter for MB/NB/UMPC/VGA, Networking DC-DC Power System, Load Switch.

## 内部等效电路 / Equivalent Circuit



## 引脚排列 / Pinning



PIN 1 : S1    PIN 2 : G1    PIN 3 : S2    PIN 4 : G2

PIN 5 : D2    PIN 6 : D2    PIN 7 : D1    PIN 8 : D1

## 印章代码 / Marking

见印章说明。

See Marking Instructions.

**极限参数 / Absolute Maximum Ratings(Ta=25°C)**

参数 Parameter	符号 Symbol	数值 Rating	单位 Unit
Drain-Source Voltage	$V_{DSS}$	30	V
Gate-Source Voltage	$V_{GS}$	$\pm 20$	V
Continuous Drain Current	$I_D$	16.5	A
Pulsed Drain Current	$I_{DM}$	63	A
Power Dissipation	$P_D$	3.2	W
Junction and Storage Temperature Range	$T_J, T_{STG}$	-55 to +150	°C
Maximum Junction-to-Ambient	$R_{\theta JA}(\text{Steady-State})$	39	°C/W

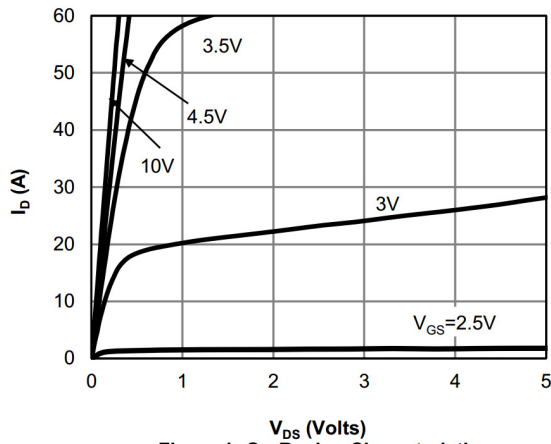
**电性能参数 / Electrical Characteristics(Ta=25°C)**

参数 Parameter	符号 Symbol	测试条件 Test Conditions	最小值 Min	典型值 Typ	最大值 Max	单位 Unit
Drain-Source Breakdown Voltage	$BV_{DSS}$	$V_{GS}=0V$ $I_D=250\mu A$	30	35		V
Zero Gate Voltage Drain Current	$I_{DSS}$	$V_{DS}=30V$ $V_{GS}=0V$			1	$\mu A$
Gate-Body leakage current	$I_{GSS}$	$V_{GS}=\pm 20V$ $V_{DS}=0V$			$\pm 100$	nA
Gate Threshold Voltage	$V_{GS(th)}$	$V_{DS}=V_{GS}$ $I_D=250\mu A$	1.0	1.7	2.5	V
Static Drain-Source On-Resistance	$R_{DS(on)}$	$V_{GS}=10V$ $I_D=20A$		6.3	7	m $\Omega$
		$V_{GS}=4.5V$ $I_D=10A$		9.5	12	m $\Omega$
Diode Forward Voltage	$V_{SD}$	$V_{GS}=0V$ $I_S=1.0A$			1.2	V
Input Capacitance	$C_{iss}$	$V_{DS}=25V$ $V_{GS}=0V$ $f=1.0MHz$		1170		pF
Output Capacitance	$C_{oss}$			110		pF
Reverse Transfer Capacitance	$C_{rss}$			100		pF
Gate resistance	$R_g$	$V_{DS}=0V$ $f=1.0MHz$ $V_{GS}=0V$		3.7		$\Omega$
Total Gate Charge	$Q_{g(10V)}$	$V_{GS}=10V$ $V_{DS}=15V$ $I_D=20A$		40		nC
Total Gate Charge	$Q_{g(4.5V)}$			22		nC
Gate-Source Charge	$Q_{gs}$			11		nC
Gate-Drain Charge	$Q_{gd}$			5		nC

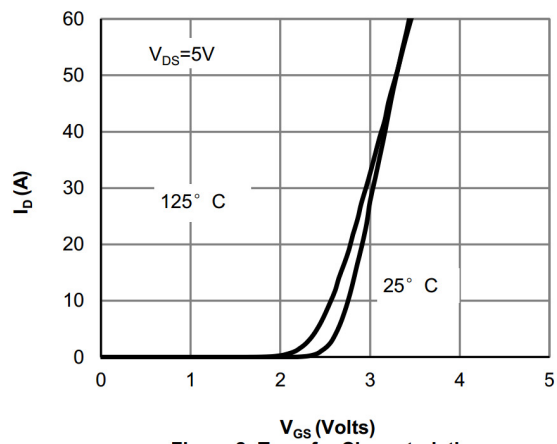
## 电性能参数 / Electrical Characteristics(Ta=25℃)

参数 Parameter	符号 Symbol	测试条件 Test Conditions	最小值 Min	典型值 Typ	最大值 Max	单位 Unit
Turn-On Delay Time	$t_{d(on)}$	$V_{DS}=15\text{ V}$ $V_{GS}=10\text{ V}$ $R_L=0.75\Omega$ $R_{GEN}=3\Omega$		11		ns
Turn-On Rise Time	$t_r$			14		ns
Turn-Off Delay Time	$t_{d(off)}$				38	ns
Turn-Off Fall Time	$t_f$				10	ns

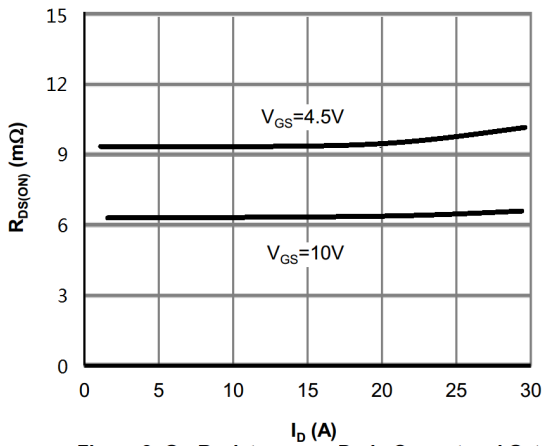
**电参数曲线图 / Electrical Characteristic Curve**



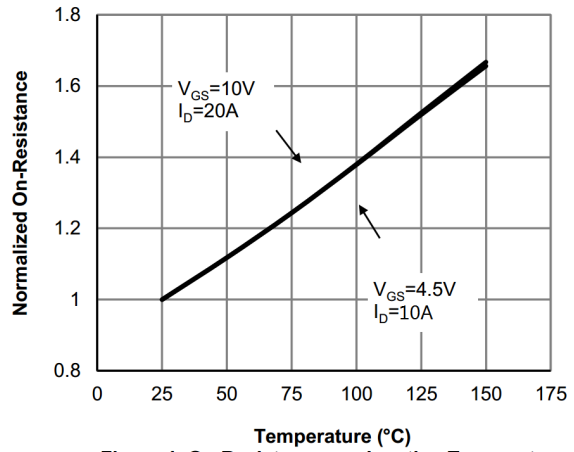
**Figure 1: On-Region Characteristics**



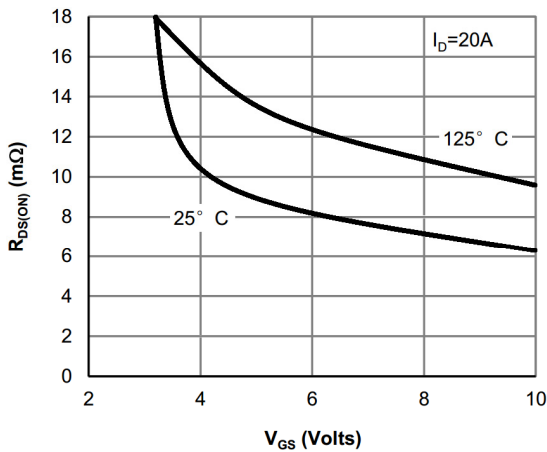
**Figure 2: Transfer Characteristics**



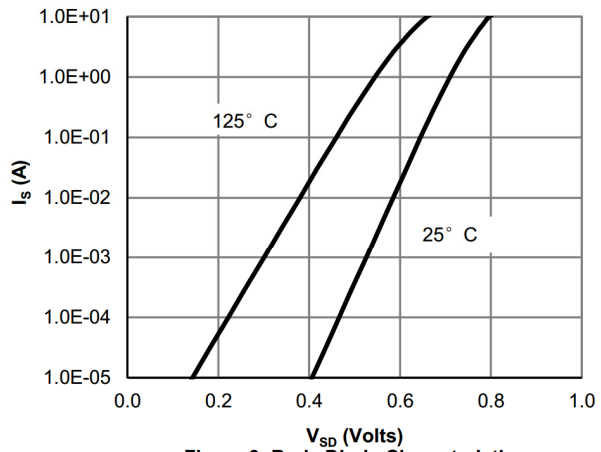
**Figure 3: On-Resistance vs. Drain Current and Gate Voltage**



**Figure 4: On-Resistance vs. Junction Temperature**



**Figure 5: On-Resistance vs. Gate-Source Voltage**



**Figure 6: Body-Diode Characteristics**

## 电参数曲线图 / Electrical Characteristic Curve

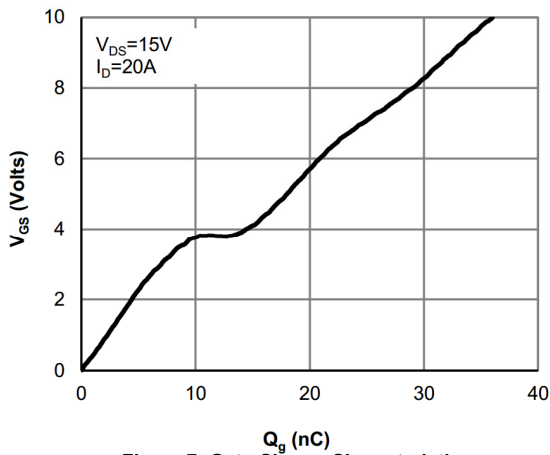


Figure 7: Gate-Charge Characteristics

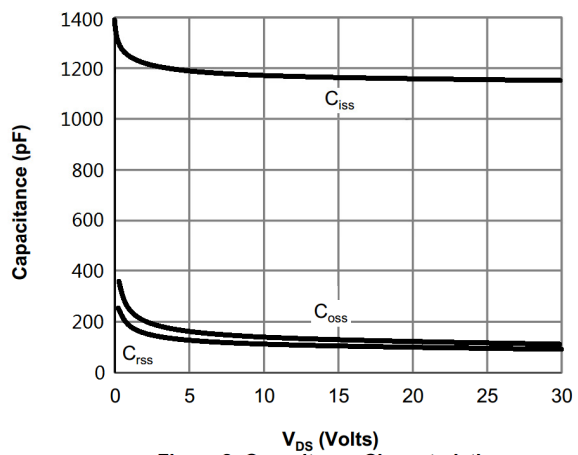


Figure 8: Capacitance Characteristics

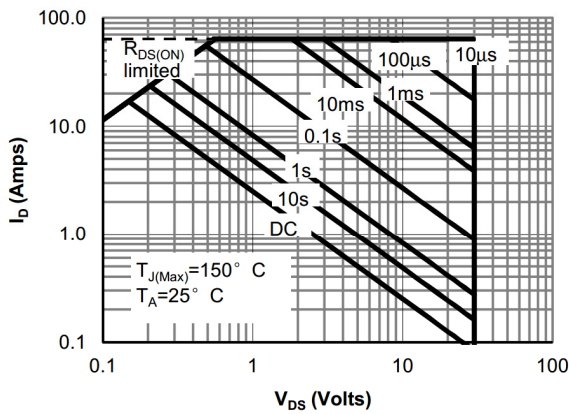


Figure 9: Maximum Forward Biased Safe Operating Area

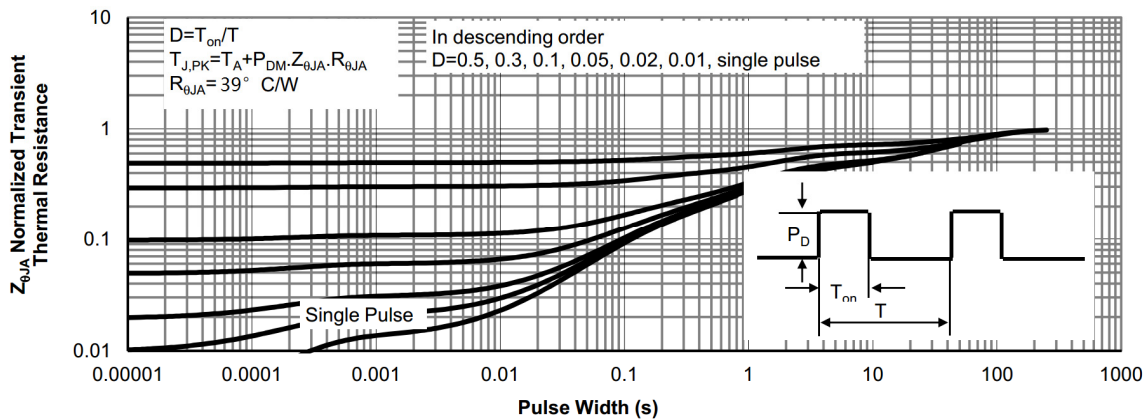
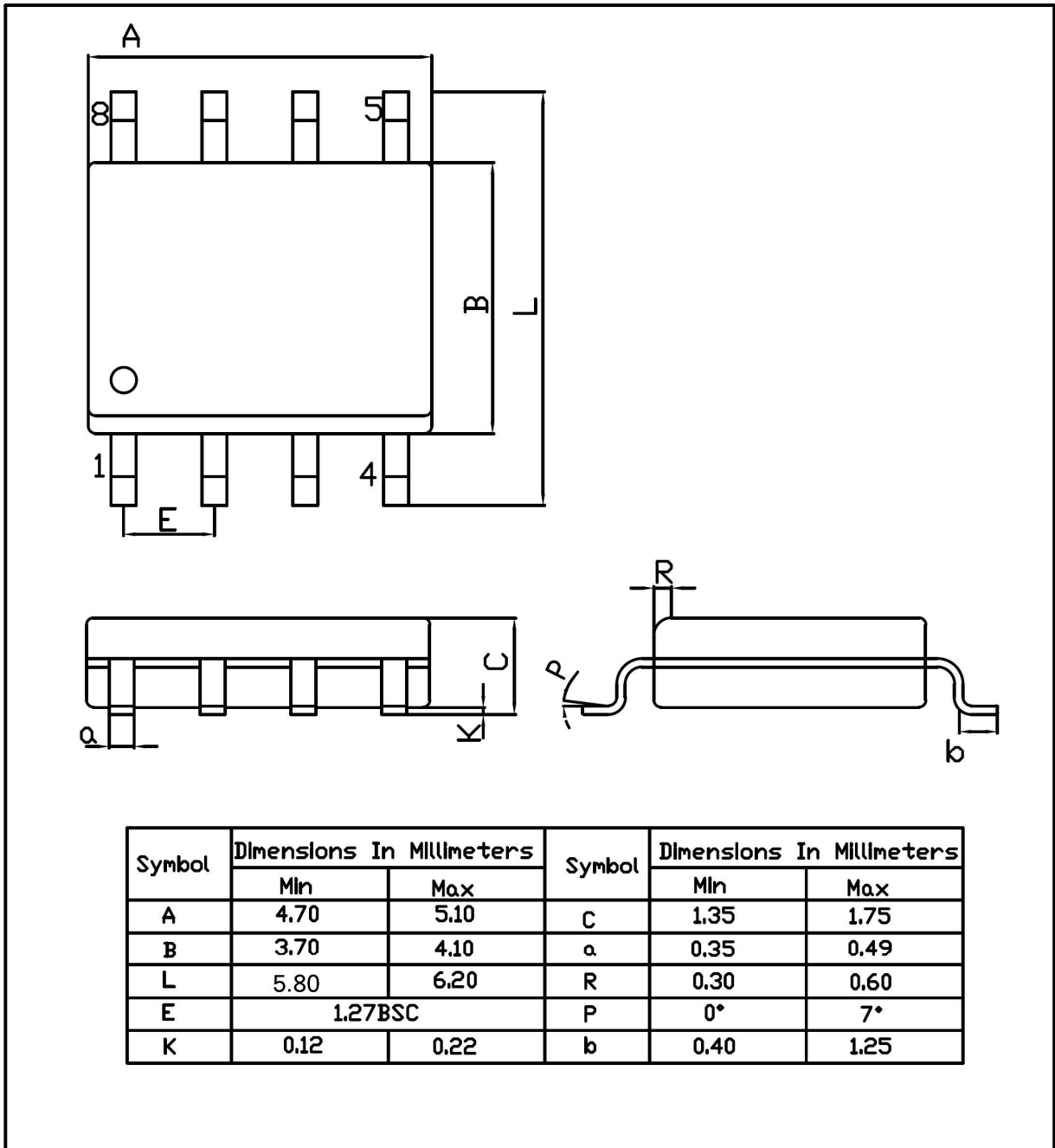


Figure 10: Normalized Maximum Transient Thermal Impedance

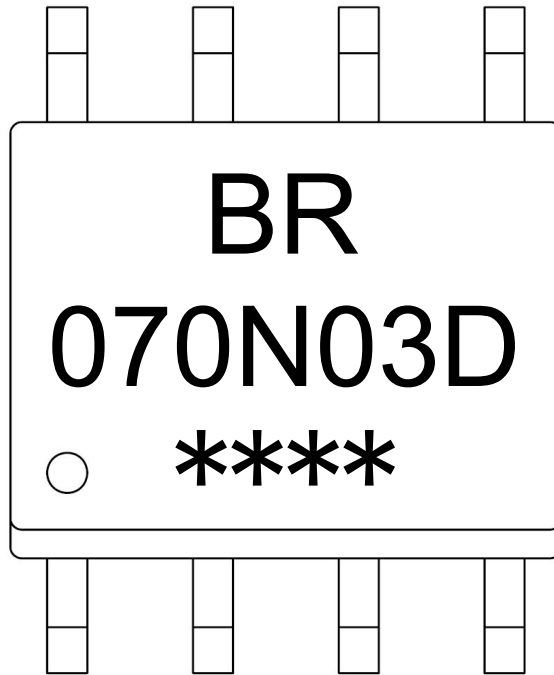
外形尺寸图 / Package Dimensions

SOP-8

Unit:mm



**印章说明 / Marking Instructions**



说明：

BR： 为公司代码

070N03D： 为型号代码

\*\*\*\*： 为生产批号代码，随生产批号变化

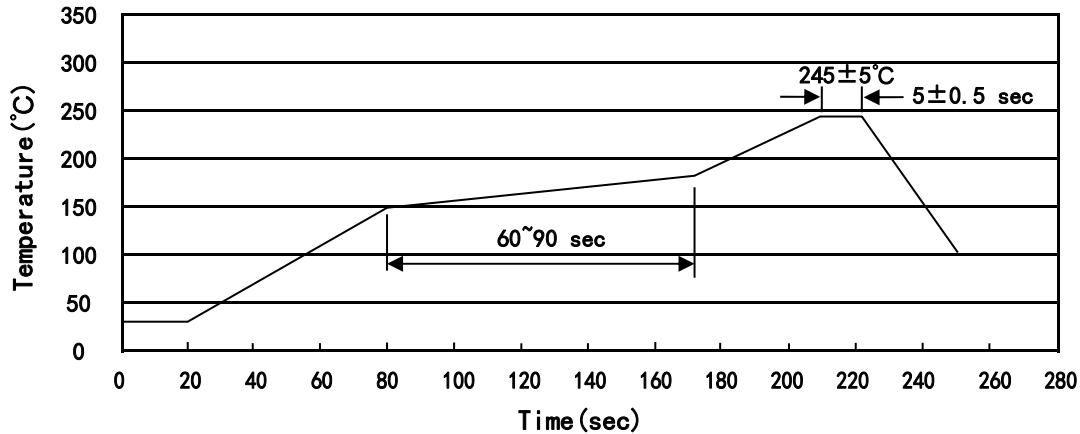
Note:

BR: Company Code

070N03D: Product Type

\*\*\*\*: Lot No. Code, code change with Lot No

回流焊温度曲线图(无铅) / Temperature Profile for IR Reflow Soldering(Pb-Free)



说明：

- 1、预热温度 150~180°C，时间 60~90sec;
- 2、峰值温度 245±5°C，时间持续为 5±0.5sec;
- 3、焊接制程冷却速度为 2~10°C/sec.

Note:

- 1.Preheating:150~180°C, Time:60~90sec.
- 2.Peak Temp.:245±5°C, Duration:5±0.5sec.
3. Cooling Speed: 2~10°C/sec.

耐焊接热试验条件 / Resistance to Soldering Heat Test Conditions

温度：260±5°C

时间：10±1 sec.

Temp.:260±5°C

Time:10±1 sec

包装规格 / Packaging SPEC.

卷盘包装 / REEL

Package Type 封装形式	Units 包装数量					Dimension 包装尺寸 (unit: mm <sup>3</sup> )		
	Units/Reel 只/卷盘	Reels/Inner Box 卷盘/盒	Units/Inner Box 只/盒	Inner Boxes/Outer Box 盒/箱	Units/Outer Box 只/箱	Reel	Inner Box 盒	Outer Box 箱
SOP/ESOP-8	4,000	2	8,000	6	48,000	13" ×12	360×360×50	380×335×366

使用说明 / Notices